



**FIRE PENSION BOARD
NOVEMBER 10, 2025 AT 4:00 PM**

VILLAGE HALL - COMMUNITY ROOM A
200 E WOOD STREET
PALATINE, IL 60067-5339
(847) 359-9050 www.palatine.il.us

AGENDA

REGULAR MEETING

4:00 PM

- I. CALL TO ORDER**
- II. ROLL CALL**
- III. PUBLIC COMMENT**
- IV. APPROVAL OF MINUTES**
 - A. Approval of Minutes from 8/11/25 meeting
- V. FINANCIAL REPORTS**
 - A. IFPIF Report
 - B. VOP Quarterly Financial Report
- VI. ORDERS OF PAYMENTS**
 - A. Reimer, Dobrovlny, & LaBardi
 - B. Lauterbach & Amen
 - C. Northwest Community Hospital
 - D. Associated Firefighters of Illinois
- VII. ADMINISTRATION**
 - A. New Member Applications
 - B. Retirement Applications
 - C. 2026 Cost Of Living Adjustments
 - D. Surviving Spouse Benefits
 - E. Continuing Education
 - F. Disability Physical Exam Results

VIII. OLD BUSINESS

IX. NEW BUSINESS

X. ADJOURNMENT

Statement of Results

Illinois Firefighters Pension Investment Fund		
Currency: USD (\$)	September 2025	2025 YTD
Beginning NAVs:		
Beginning NAV	125,192,867.95	112,073,956.86
Contributions	-	-
Withdrawals	-	-
Net Time Weighted Activity	-	-
Allocation Balance	125,192,867.95	
Allocation Percent	1.19%	
Income & Expenses:		
Unrealized Gain/Loss	1,952,707.97	9,615,823.83
Realized Gain/Loss	691,015.52	4,874,137.10
Dividend Income	71,006.94	495,925.00
Interest Income	150,273.66	1,150,037.76
Derivative Income	1,656.10	1,794.50
Private Markets (P.E./R.E./P.C./I.N.F) Income Earned	6,794.14	-7,631.18
Income Adjustments for the period		
Other Income	1.10	1.10
Total Income	2,873,455.43	16,130,088.11
Administrator Expenses (FPIF)	-	-541.55
Other Fee & Expenses (FPIF)	3,461.79	40,392.00
Other Expenses	248.99	1,781.98
Swap Fees	845.17	4,836.71
Private Markets (P.E./R.E./P.C./I.N.F) Fees	47,589.19	114,972.86
Management Fee	1,065.64	29,490.37
Total Fee & Expenses	53,210.78	190,932.37
Net Income	2,820,244.65	15,939,155.74
Ending NAVs:		
Ending NAV	128,013,112.60	128,013,112.60
Rate of Returns:		
Return on Invested Capital	2.25%	14.22%
Return on Total Assets	2.25%	14.22%
Ownership	1.19%	

Disclaimer / Important Information:

The Plan Total reflects the total of underlying plan balances, and may not be equal to the sum of displayed columns.

Although this report has been prepared using information believed to be reliable, it may contain information provided by third parties or derived from third party information, and/or information that may have been obtained from, categorized or otherwise reported based upon client direction. The Northern Trust Company does not guarantee the accuracy, timeliness or completeness of any such information. The information included in this report is intended to assist clients with their financial reporting needs, but you must consult with your accountants, auditors and/or legal counsel to ensure your accounting and financial reporting complies with applicable laws, regulations and accounting guidance. The Northern Trust Company and its affiliates shall have no responsibility for the consequences of investment decisions made in reliance on information contained in this report.

***FIREFIGHTERS' PENSION FUND
FINANCIAL REPORT
AS OF THE QUARTER ENDED
September 30, 2025***



***Prepared By:
VILLAGE OF PALATINE
DEPARTMENT OF FINANCE & OPERATIONS***

VILLAGE OF PALATINE
Fire Pension Fund
Statement of Net Assets
September 30, 2025

		<u>January 1</u>	<u>September 30</u>
Assets			
Cash and Cash Equivalents			
Cash Fire Pension Board	JP Morgan Chase	\$ 751	\$ 756
Illinois Funds		<u>2,726,714</u>	<u>1,091,796</u>
Sub-Total		2,727,465	1,092,552
Investments			
Consolidated Investment Fund	IFPIF	<u>112,073,957</u>	<u>128,013,113</u>
Sub-Total Cash and Investments		114,801,422	129,105,665
Receivables			
Other		<u>-</u>	<u>-</u>
Total Assets		114,801,422	129,105,665
Liabilities			
Other Liabilities		<u>-</u>	<u>174,193</u>
Net Assets Held in Trust for Pension Benefits		<u>\$ 114,801,422</u>	<u>\$ 128,931,472</u>

VILLAGE OF PALATINE
Fire Pension Fund
Statement of Changes in Net Assets
September 30, 2025

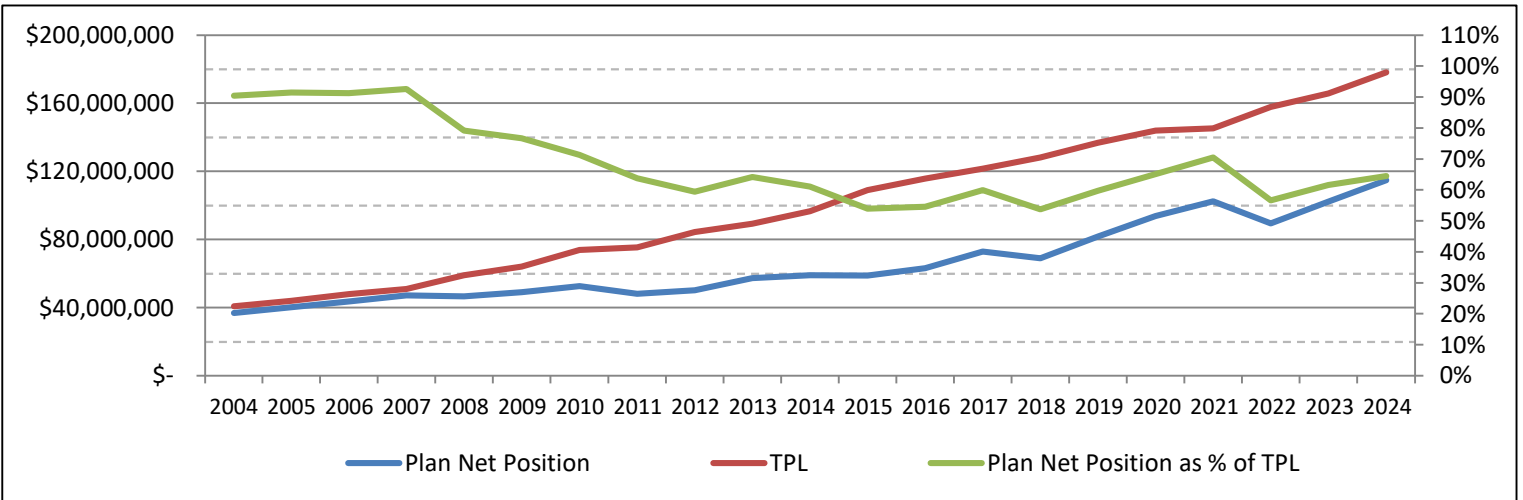
	Annual Budget	YTD Actual
Revenues		
Employer Contributions		
Required Contributions - Tax Levy	\$ 6,450,000	\$ 3,294,063
Additional Contributions	500,000	500,000
Employee Contributions		
Salary Deductions	1,098,000	769,677
Portability Payments	-	-
Investment Income		
Interest Income	750,000	1,729,139
Realized Gain/(Loss)	250,000	4,874,137
Unrealized Gain/(Loss)	-	9,615,824
Miscellaneous	-	-
Total Revenues	9,048,000	20,782,840
Expenditures		
Pensions and Benefits		
Pension Benefits		
Service Pension	8,345,000	5,691,634
Duty Disability	560,000	362,293
Non-Duty Disability	85,000	62,654
Surviving Spouse	295,000	339,463
Refund of Contributions	200,000	-
Total Pensions and Benefits	9,485,000	6,456,044
Other - Supplies	250	-
Services Financial	120,000	190,932
Services Banking	1,500	1,754
Services Legal	5,000	2,946
Services Medical	1,000	275
Services Other	2,500	-
Memberships & Publications	1,000	-
Training & Travel	2,000	841
Total Expenditures	9,618,250	6,652,792
Change in Fund Balance	\$ (570,250)	\$ 14,130,048

VILLAGE OF PALATINE

Fire Pension Fund

Schedule of Funding Progress - Last 20 Years

September 30, 2025



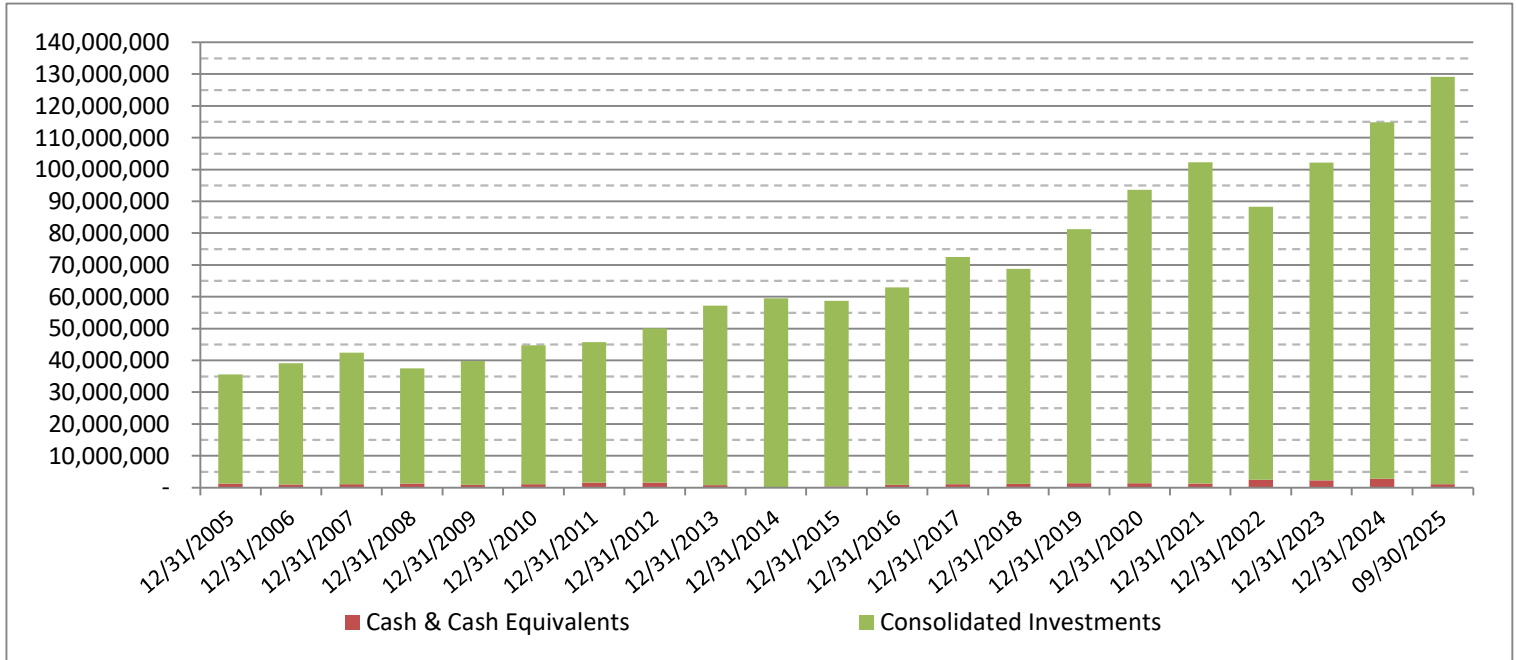
Actuarial Valuation Date	(1) Plan Fiduciary Net Position	(2) Total Pension Liability (TPL)	(3) Plan Fiduciary Net Position as a % of TPL (1) / (2)	(4) Net Pension Liability (NPL) (2) - (1)	(5) Covered Payroll	NPL as a % of Covered Payroll (4) / (5)
December 31,	Net Position	Liability (TPL)	(1) / (2)	(2) - (1)	Payroll	(4) / (5)
2004	36,885,462	40,807,524	90.39%	3,922,062	6,501,891	60.32%
2005	40,150,008	43,894,062	91.47%	3,744,054	6,826,186	54.85%
2006	43,611,423	47,818,154	91.20%	4,206,731	7,161,378	58.74%
2007	47,172,964	50,944,617	92.60%	3,771,653	7,451,465	50.62%
2008	46,673,485	58,973,596	79.14%	12,300,111	7,608,620	161.66%
2009	49,048,412	63,977,038	76.67%	14,928,626	7,280,109	205.06%
2010	52,681,598	73,881,189	71.31%	21,199,591	9,202,501	230.37%
2011	48,069,713	75,335,332	63.81%	27,265,619	7,723,119	353.04%
2012	50,143,446	84,352,931	59.44%	34,209,485	8,000,569	427.59%
2013	57,290,015	89,230,996	64.20%	31,940,981	8,408,325	379.87%
2014	59,051,863	96,614,199	61.12%	37,562,336	8,744,586	429.55%
2015	58,802,718	109,025,391	53.93%	50,222,673	8,905,763	563.93%
2016	63,062,078	115,663,159	54.52%	52,601,081	9,137,439	575.67%
2017	72,812,914	121,500,711	59.93%	48,687,797	9,245,367	526.62%
2018	68,903,775	128,108,112	53.79%	59,204,337	9,508,556	622.64%
2019	81,667,488	136,771,529	59.71%	55,104,041	9,808,838	561.78%
2020	93,775,786	144,009,203	65.12%	50,233,417	10,768,480	466.49%
2021	102,408,613	145,242,608	70.51%	42,833,995	11,215,725	381.91%
2022	89,393,511	157,777,454	56.66%	68,383,943	10,934,974	625.37%
2023	102,156,202	165,795,015	61.62%	63,638,813	11,190,113	568.71%
2024	114,801,422	178,137,696	64.45%	63,336,274	11,635,629	544.33%

VILLAGE OF PALATINE

Fire Pension Fund

Portfolio Value - Last 20 Years

September 30, 2025



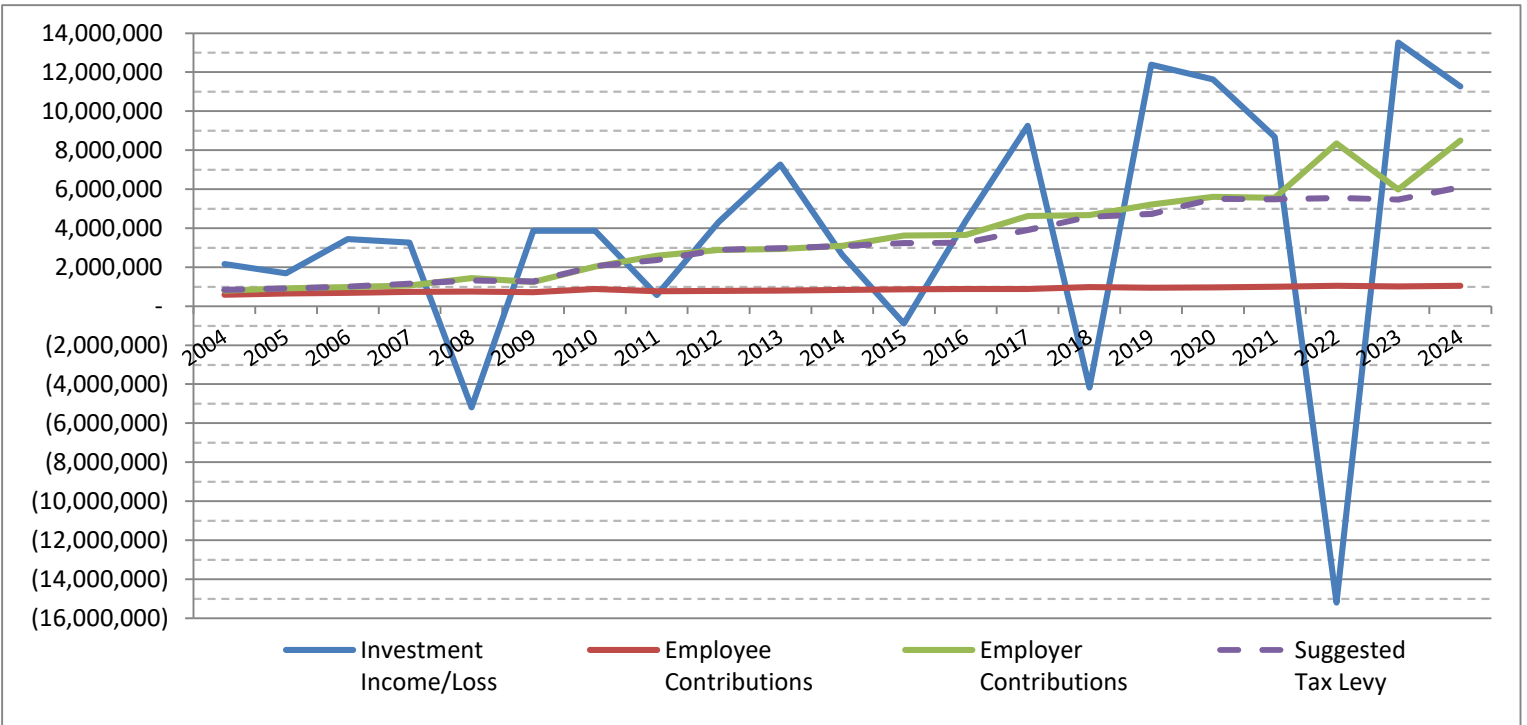
Year Ended	Cash & Cash Equivalents	Consolidated Investments	Total Portfolio
12/31/2005	1,281,266	34,305,780	35,587,046
12/31/2006	950,500	38,181,391	39,131,891
12/31/2007	1,084,467	41,335,186	42,419,653
12/31/2008	1,208,297	36,221,595	37,429,892
12/31/2009	855,846	38,963,759	39,819,605
12/31/2010	1,064,686	43,635,362	44,700,048
12/31/2011	1,529,217	44,159,328	45,688,545
12/31/2012	1,591,331	48,485,419	50,076,750
12/31/2013	708,099	56,442,904	57,151,003
12/31/2014	156,201	59,346,510	59,502,711
12/31/2015	384,420	58,274,833	58,659,253
12/31/2016	863,663	62,035,968	62,899,631
12/31/2017	1,022,055	71,490,953	72,513,008
12/31/2018	1,132,563	67,583,292	68,715,855
12/31/2019	1,334,830	79,912,846	81,247,676
12/31/2020	1,317,252	92,288,216	93,605,468
12/31/2021	1,263,371	100,976,297	102,239,668
12/31/2022	2,509,025	85,802,957	88,311,982
12/31/2023	2,236,892	99,919,310	102,156,202
12/31/2024	2,727,465	112,073,957	114,801,422
09/30/2025	1,092,552	128,013,113	129,105,665

VILLAGE OF PALATINE

Fire Pension Fund

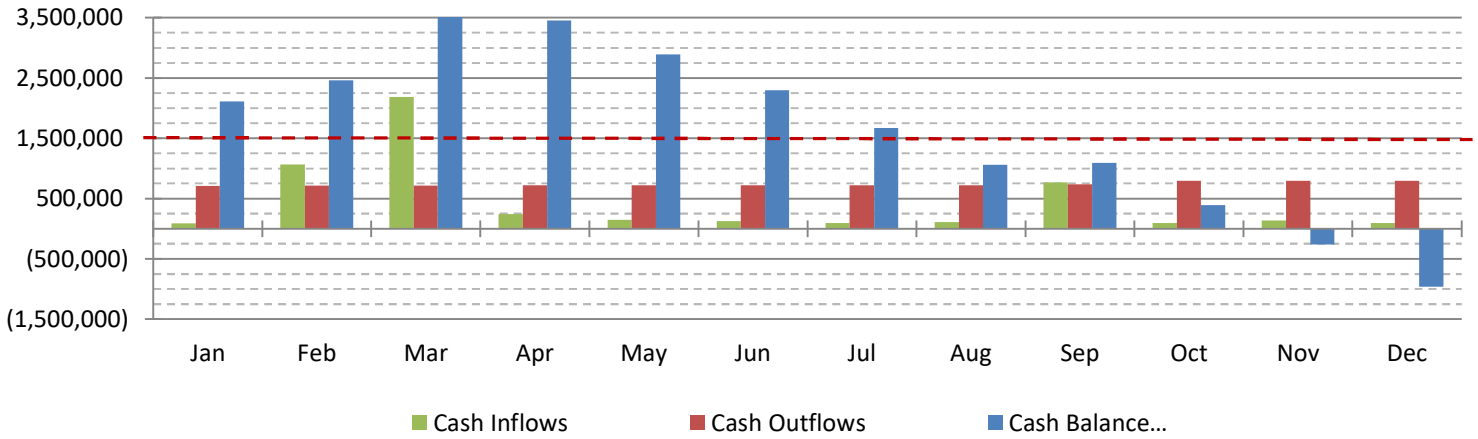
Annual Fund Income - Last 20 Years

September 30, 2025



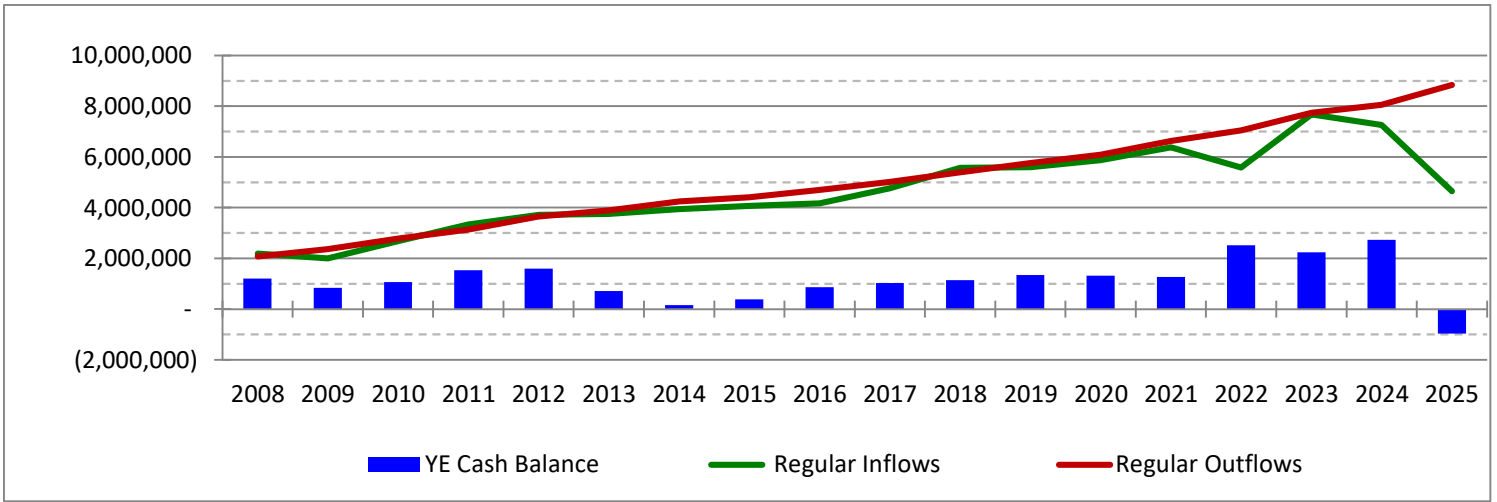
Year	Investment Income/Loss	Employee Contributions	Employer Contributions	Suggested Tax Levy
2004	2,158,396	587,373	808,875	844,855
2005	1,679,159	650,290	916,008	912,713
2006	3,438,838	682,102	986,399	1,016,150
2007	3,261,471	729,860	1,062,061	1,163,542
2008	(5,186,890)	741,834	1,440,275	1,324,180
2009	3,865,035	718,437	1,247,358	1,281,786
2010	3,874,824	884,241	2,032,916	2,054,575
2011	573,182	769,785	2,582,770	2,378,480
2012	4,307,180	779,603	2,876,372	2,899,860
2013	7,261,690	793,686	2,939,936	2,978,500
2014	2,642,083	836,025	3,098,007	3,091,300
2015	(899,003)	857,036	3,620,989	3,238,070
2016	4,395,621	877,040	3,660,137	3,255,000
2017	9,246,677	886,245	4,629,680	3,912,000
2018	(4,176,668)	979,942	4,675,335	4,597,000
2019	12,378,951	940,243	5,205,407	4,729,000
2020	11,625,666	962,993	5,608,868	5,511,000
2021	8,673,649	999,524	5,563,796	5,485,000
2022	(15,193,463)	1,045,100	8,343,615	5,551,876
2023	13,518,335	1,017,712	5,987,516	5,470,821
2024	11,268,681	1,060,325	8,505,992	6,108,404

VILLAGE OF PALATINE
Fire Pension Fund
Schedule of Cash Flows - Monthly
September 30, 2025



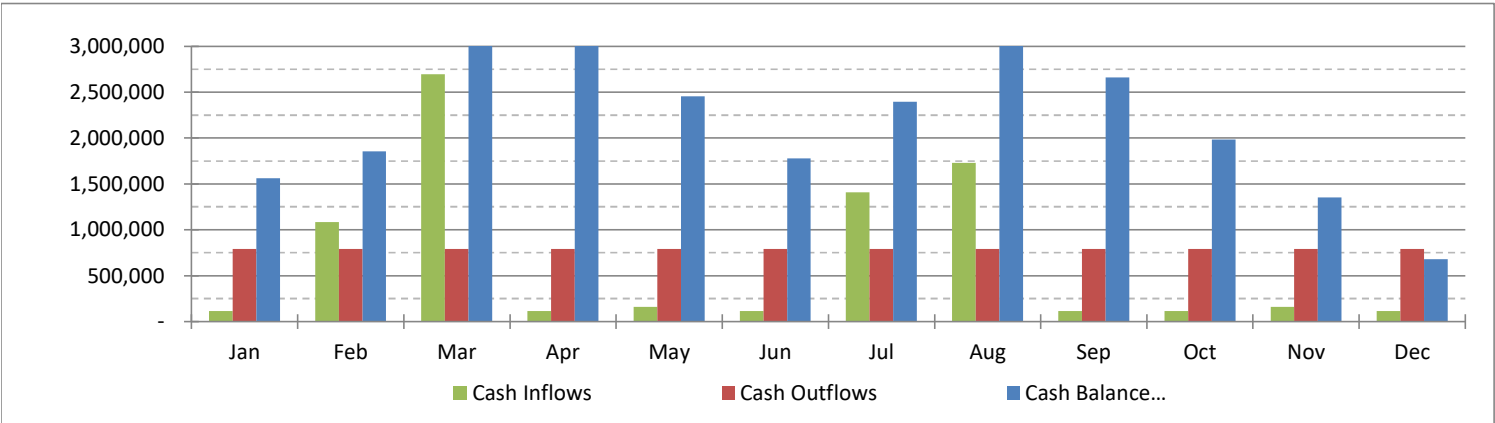
	Jan	Feb	Mar	Apr	May	Jun	Jul	Aug	Sep	Oct	Nov	Dec
Cash Inflows												
Ee Contributions	80,374	85,264	79,377	79,559	120,031	80,588	84,587	80,557	79,463	84,462	126,692	84,462
Er Req Contributions	302	974,920	2,090,126	147,828	14,436	34,385	-	24,178	182,080	-	-	-
Er Addt'l Contributions	-	-	-	-	-	-	-	-	500,000	-	-	-
Interest	10,393	7,330	14,898	14,274	12,823	10,434	8,581	6,068	4,212	7,500	7,500	7,500
Other Inflows	-	-	-	-	-	-	-	-	-	-	-	-
Transfer From IFPIF	-	-	-	-	-	-	-	-	-	-	-	-
Total Inflows	91,070	1,067,514	2,184,401	241,661	147,290	125,407	93,168	110,803	765,756	91,962	134,192	91,962
Cash Outflows												
Benefits & Refunds	707,551	710,152	716,251	717,154	717,154	717,154	717,154	721,296	732,451	790,417	790,417	790,413
Administration	240	2,140	162	129	1,172	214	227	249	1,008	1,104	1,104	1,106
Transfer to IFPIF	-	-	-	-	-	-	-	-	-	-	-	-
Total Outflows	707,791	712,292	716,413	717,284	718,326	717,369	717,381	721,545	733,459	791,521	791,521	791,519
Monthly Cash Flow	(616,721)	355,222	1,467,988	(475,623)	(571,036)	(591,962)	(624,213)	(610,742)	32,297	(699,559)	(657,329)	(699,557)
Cash Balance												
(\$2.1M = 3 Mos.)	2,110,744	2,465,966	3,933,953	3,458,331	2,887,295	2,295,333	1,671,120	1,060,378	1,092,675	393,116	(264,213)	(963,770)

VILLAGE OF PALATINE
Fire Pension Fund
Schedule of Cash Flows - Annual
September 30, 2025



	Cash Inflows				Cash Outflows			Net	YE Cash Balance
	Regular Inflows	Additional Contributions	Investment Sales	Total	Regular Outflows	Investment of Funds	Total		
2008	2,181,355	-	-	2,181,355	2,073,966	-	2,073,966	107,389	1,198,844
2009	1,995,387	-	-	1,995,387	2,361,087	-	2,361,087	(365,700)	833,144
2010	2,682,787	-	325,000	3,007,787	2,776,245	-	2,776,245	231,542	1,064,686
2011	3,335,816	262,500	-	3,598,316	3,133,785	-	3,133,785	464,531	1,529,217
2012	3,706,209	-	-	3,706,209	3,644,095	-	3,644,095	62,114	1,591,331
2013	3,749,121	-	-	3,749,121	3,882,353	750,000	4,632,353	(883,232)	708,099
2014	3,938,824	-	-	3,938,824	4,240,722	250,000	4,490,722	(551,898)	156,201
2015	4,065,222	414,763	150,000	4,629,985	4,401,766	-	4,401,766	228,219	384,420
2016	4,161,423	414,324	600,000	5,175,747	4,696,504	-	4,696,504	479,243	863,663
2017	4,755,946	764,210	-	5,520,156	5,011,764	350,000	5,361,764	158,392	1,022,055
2018	5,562,732	135,528	-	5,698,260	5,387,752	200,000	5,587,752	110,508	1,132,563
2019	5,585,522	377,911	-	5,963,433	5,761,167	-	5,761,167	202,266	1,334,829
2020	5,870,552	951,100	-	6,821,652	6,089,229	750,000	6,839,229	(17,577)	1,317,252
2021	6,369,663	198,550	-	6,568,213	6,622,094	-	6,622,094	(53,881)	1,263,371
2022	5,579,914	2,704,433	-	8,284,347	7,038,693	-	7,038,693	1,245,654	2,509,025
2023	7,677,881	582,759	500,000	8,760,640	7,732,773	1,300,000	9,032,773	(272,133)	2,236,892
2024	7,252,523	2,494,937	-	9,747,460	8,056,886	1,200,000	9,256,886	490,574	2,727,466
2025	4,645,185	500,000	-	5,145,185	8,836,420	-	8,836,420	(3,691,235)	(963,769)

VILLAGE OF PALATINE
Fire Pension Fund
Schedule of Estimated Monthly Cash Flows - 2025
September 30, 2025



	Jan	Feb	Mar	Apr	May	Jun	Jul	Aug	Sep	Oct	Nov	Dec
Cash Inflows												
Ee Contributions	84,462	84,462	84,462	84,462	126,692	84,462	84,462	84,462	84,462	84,462	126,692	84,462
Er Contributions	-	967,500	2,580,000	-	-	-	1,290,000	1,612,500	-	-	-	-
Interest	1,500	1,500	1,500	1,500	1,500	1,500	1,500	1,500	1,500	1,500	1,500	1,500
Additional Contribs	31,250	31,250	31,250	31,250	31,250	31,250	31,250	31,250	31,250	31,250	31,250	31,250
IFPIF - Sales	-	-	-	-	-	-	-	-	-	-	-	-
Total Inflows	117,212	1,084,712	2,697,212	117,212	159,442	117,212	1,407,212	1,729,712	117,212	117,212	159,442	117,212
Cash Outflows												
Benefits & Refunds	790,417	790,417	790,417	790,417	790,417	790,417	790,417	790,417	790,417	790,417	790,417	790,413
Administration	1,104	1,104	1,104	1,104	1,104	1,104	1,104	1,104	1,104	1,104	1,104	1,106
IFPIF - Purchases	-	-	-	-	-	-	-	-	-	-	-	-
Total Outflows	791,521	791,521	791,521	791,521	791,521	791,521	791,521	791,521	791,521	791,521	791,521	791,519
Monthly Cash Flow	(674,309)	293,191	1,905,691	(674,309)	(632,079)	(674,309)	615,691	938,191	(674,309)	(674,309)	(632,079)	(674,307)
Cash Balance (\$2.1M = 3 Mos.)	1,562,583	1,855,774	3,761,465	3,087,156	2,455,077	1,780,768	2,396,459	3,334,650	2,660,341	1,986,032	1,353,953	679,646

Village of Palatine Firefighters' Pension Fund
Scheduled CY 2026 Benefit Increases
Beneficiaries as of November 1, 2025

	Tier	Increase Percent	Effective Date	CY 2025 Monthly	CY 2026		
					Increase	Monthly	Annual
<u>Service Pensions</u>							
<i>Annual 3% Increase</i>							
Andersen, Scott	1	3.00%	01/01/2026	12,221.86	366.66	12,588.52	151,062.24
Anderson, Wade (Reciprocity)	1	3.00%	01/01/2026	6,236.04	187.08	6,423.12	77,077.44
Atherton, Jeffrey J Jr.	1	3.00%	01/01/2026	7,931.82	237.95	8,169.77	98,037.24
Bober, Jeffrey	1	3.00%	01/01/2026	10,019.79	300.59	10,320.38	123,844.56
Cipri, Roy P	1	3.00%	01/01/2026	10,313.35	309.40	10,622.75	127,473.00
Conn, James	1	3.00%	01/01/2026	9,785.10	293.55	10,078.65	120,943.80
Crowcroft, John E (Reciprocity)	1	3.00%	01/01/2026	9,369.60	281.09	9,650.69	115,808.28
Dawson, Richard A	1	3.00%	01/01/2026	7,190.04	215.70	7,405.74	88,868.88
Depue, William H	1	3.00%	01/01/2026	6,581.48	197.44	6,778.92	81,347.04
Dieckman, Craig F	1	3.00%	01/01/2026	2,165.06	64.95	2,230.01	26,760.12
Dowell, Randy	1	3.00%	01/01/2026	9,091.70	272.75	9,364.45	112,373.40
Eriksen, James M	1	3.00%	01/01/2026	9,082.59	272.48	9,355.07	112,260.84
Falardeau, Robert A	1	3.00%	01/01/2026	12,764.05	382.92	13,146.97	157,763.64
Forsberg, John C	1	3.00%	01/01/2026	9,684.94	290.55	9,975.49	119,705.88
Forsberg, Jeffrey	1	3.00%	01/01/2026	6,591.84	197.76	6,789.60	81,475.20
Forton, Steven W	1	3.00%	01/01/2026	9,982.26	299.47	10,281.73	123,380.76
Frangiamore, Keith S	1	3.00%	01/01/2026	7,902.29	237.07	8,139.36	97,672.32
Freese, Michael P	1	3.00%	01/01/2026	9,164.01	274.92	9,438.93	113,267.16
Freise, Randal N	1	3.00%	01/01/2026	10,427.31	312.82	10,740.13	128,881.56
Gabrenya, William							
Member - William	1	3.00%	01/01/2026	6,826.03	209.28	7,035.31	84,423.72
QUILDRO - Consiglio, Annmarie		3.00%	01/01/2026	150.00	-	150.00	1,800.00
				6,976.03	209.28	7,185.31	86,223.72
Glavey, Richard	1	3.00%	01/01/2026	7,436.28	223.09	7,659.37	91,912.44
Glumm, Steven E	1	3.00%	01/01/2026	10,386.67	311.60	10,698.27	128,379.24
Golonka, Doug (Reciprocity)	1	3.00%	01/01/2026	5,807.04	174.21	5,981.25	71,775.00
Gould, Max R Jr.	1	3.00%	01/01/2026	8,132.23	243.97	8,376.20	100,514.40
Gudgeon, Daniel	1	3.00%	01/01/2026	8,034.90	241.05	8,275.95	99,311.40
Hellyer, Timothy M	1	3.00%	01/01/2026	4,594.07	137.82	4,731.89	56,782.68
Hoegler, Frederick C	1	3.00%	01/01/2026	11,213.34	336.40	11,549.74	138,596.88
Hornstein, Bram	1	3.00%	01/01/2026	5,815.86	174.48	5,990.34	71,884.08
<u>Service Pensions (Cont.)</u>							
<i>Annual 3% Increase (Cont.)</i>							
Hoyt, Doug	1	3.00%	01/01/2026	9,806.30	294.19	10,100.49	121,205.88
Huemann, David	1	3.00%	01/01/2026	6,351.12	190.53	6,541.65	78,499.80
Johnson, Frederick	1	3.00%	01/01/2026	8,294.77	248.84	8,543.61	102,523.32
Johnson, Martin	1	3.00%	01/01/2026	9,768.47	293.05	10,061.52	120,738.24

Village of Palatine Firefighters' Pension Fund
Scheduled CY 2026 Benefit Increases
Beneficiaries as of November 1, 2025

	Tier	Increase Percent	Effective Date	CY 2025 Monthly	CY 2026		
					Increase	Monthly	Annual
Kleeburg, Frederick V	1	3.00%	01/01/2026	8,193.60	245.81	8,439.41	101,272.92
Kunzie, Scott (Reciprocity)	1	3.00%	01/01/2026	174.90	5.25	180.15	2,161.80
Laing, Steven	1	3.00%	01/01/2026	6,928.50	207.86	7,136.36	85,636.32
Lindgren, Mark	1	3.00%	01/01/2026	7,947.17	238.42	8,185.59	98,227.08
Macaluso, Paul	1	3.00%	01/01/2026	8,021.19	240.64	8,261.83	99,141.96
Malcolm, Norman J	1	3.00%	01/01/2026	15,196.46	455.89	15,652.35	187,828.20
Marek, Rick W	1	3.00%	01/01/2026	4,034.37	121.03	4,155.40	49,864.80
Mayer, James A	1	3.00%	01/01/2026	9,970.84	299.13	10,269.97	123,239.64
Meservey, Scott	1	3.00%	01/01/2026	7,881.56	236.45	8,118.01	97,416.12
Mikkelsen, Roy E	1	3.00%	01/01/2026	7,910.15	237.30	8,147.45	97,769.40
Mitchell, Joseph Grant Jr.	1	3.00%	01/01/2026	7,554.92	226.65	7,781.57	93,378.84
Morris, Robert P	1	3.00%	01/01/2026	9,423.06	282.69	9,705.75	116,469.00
Munson, Joseph	1	3.00%	01/01/2026	5,428.17	162.85	5,591.02	67,092.24
Murphy, Michael D							
Member - Michael	1	3.00%	01/01/2026	4,924.10	147.72	5,071.82	60,861.84
QUILDRO - Murphy, Deborah				4,399.10	131.97	4,531.07	54,372.84
				<u>9,323.20</u>	<u>279.69</u>	<u>9,602.89</u>	<u>115,234.68</u>
Niebuhr, Steven F	1	3.00%	01/01/2026	4,465.68	133.97	4,599.65	55,195.80
Pannhausen, Joseph	1	3.00%	01/01/2026	6,469.65	194.09	6,663.74	79,964.88
Payne, Richard D							
Member - Richard	1	3.00%	01/01/2026	6,941.51	208.24	7,149.75	85,797.00
QUILDRO - Gindville (Payne), Martha				3,266.59	98.00	3,364.59	40,375.08
				<u>10,208.10</u>	<u>306.24</u>	<u>10,514.34</u>	<u>126,172.08</u>
Pelletreau, Mark S	1	3.00%	01/01/2026	6,924.44	207.73	7,132.17	85,586.04
Piasecki, Kevin	1	3.00%	01/01/2026	6,698.66	200.96	6,899.62	82,795.44
Pickup, Jack K	1	3.00%	01/01/2026	8,809.31	264.28	9,073.59	108,883.08
Pitts, Steve	1	3.00%	01/01/2026	7,619.24	228.58	7,847.82	94,173.84
Plate, Lee	1	3.00%	01/01/2026	7,217.01	216.51	7,433.52	89,202.24
Samack, James A	1	3.00%	01/01/2026	7,272.44	218.17	7,490.61	89,887.32
<u>Service Pensions (Cont.)</u>							
<i>Annual 3% Increase (Cont.)</i>							
Schank, Alexander V	1	3.00%	01/01/2026	8,339.47	250.18	8,589.65	103,075.80
Schmelzer, Clyde	1	3.00%	01/01/2026	7,667.12	230.01	7,897.13	94,765.56
Schweitzer, Steven	1	3.00%	01/01/2026	8,346.72	250.40	8,597.12	103,165.44
Sigwalt, Mark	1	3.00%	01/01/2026	7,954.36	238.63	8,192.99	98,315.88
Steffens, Donald J Jr.	1	3.00%	01/01/2026	8,513.18	255.40	8,768.58	105,222.96
Stilling, Terry	1	3.00%	01/01/2026	7,072.68	212.18	7,284.86	87,418.32
Sugrue, James	1	3.00%	01/01/2026	9,571.44	287.14	9,858.58	118,302.96
Wallis, Paul	1	3.00%	01/01/2026	9,203.39	276.10	9,479.49	113,753.88
Weide, David E	1	3.00%	01/01/2026	3,995.71	119.87	4,115.58	49,386.96
Wente, John E	1	3.00%	01/01/2026	8,658.21	259.75	8,917.96	107,015.52

Village of Palatine Firefighters' Pension Fund
Scheduled CY 2026 Benefit Increases
Beneficiaries as of November 1, 2025

	Tier	Increase Percent	Effective Date	CY 2025 Monthly	CY 2026		
					Increase	Monthly	Annual
Worthy, Robert G	1	3.00%	01/01/2026	7,853.95	235.62	8,089.57	97,074.84
Wright, Robert M	1	3.00%	01/01/2026	7,552.76	226.58	7,779.34	93,352.08
Zimmermann, Steven R	1	3.00%	01/01/2026	8,348.93	250.47	8,599.40	103,192.80
Mid-Year Increase							
Aichholzer, Joseph (1st yr)	1	3.00%	09/01/2026	8,558.25	256.75	8,815.00	105,780.00
Corso, Joseph	1	3.00%	02/01/2026	7,330.05	219.90	7,549.95	90,599.40
Gratzianna, Patrick	1	3.00%	10/01/2026	12,988.09	389.64	13,377.73	160,532.76
Age 55 Increase							
Bednarek, Ronald	1	11.25%	04/01/2026	8,210.97	923.73	9,134.70	109,616.40
Kurka, Tom	1	3.00%	04/01/2026	7002.46	210.07	7212.53	86,550.36
Novak, Thomas	1	9.00%	04/01/2026	5,392.85	485.36	5,878.21	70,538.52
Brents, Darren	1	15.00%	09/01/2026	5,166.67	775.00	5,941.67	71,300.04
Not Eligible for Increase							
Steier, Eric	1	14.75%	03/01/2027	3,508.49	-	3,508.49	42,101.88
Downey, Johnie M	1	12.00%	07/01/2027	5,511.47	-	5,511.47	66,137.64
Kurka, Chad (Reciprocity)	1	14.25%	01/01/2028	6,146.19	-	6,146.19	73,754.28
Martin, Manuel	1	15.00%	04/01/2028	5,854.42	-	5,854.42	70,253.04
Stankiewicz, Dale	1	13.50%	08/01/2028	5,852.79	-	5,852.79	70,233.48
Bemis, Norman	1	14.75%	08/01/2029	8,104.42	-	8,104.42	97,253.04
Deferred							
Meuret, Christopher (Effective 12/8/2025)	1	15.00%	01/01/2031	5,058.49	-	5,058.49	60,701.88
Paulsberg, Nathan (Beg 01/13/27)	1	NA	01/13/2027	-	-	-	-
Buhs, Robert (Beg 03/17/42)	2	NA	03/17/2042	-	-	-	-

Village of Palatine Firefighters' Pension Fund
Scheduled CY 2026 Benefit Increases
Beneficiaries as of November 1, 2025

	Tier	Increase Percent	Effective Date	CY 2025 Monthly	CY 2026		
					Increase	Monthly	Annual
<u>On-Duty Disability</u>							
Adams, Aaron M							
Member - Aaron	1	69.00%	01/01/2035	4,673.78	-	4,673.78	56,085.36
Hermes, Dustin							
Member - Dustin	1	63.00%	01/01/2044	6,126.16	-	6,126.16	73,513.92
Dependent - Jaxon		3.00%	01/01/2026	21.22	1.30	22.52	270.24
				<u>6,147.38</u>	<u>1.30</u>	<u>6,148.68</u>	<u>73,784.16</u>
Kemper, Edward F							
Member - Ed	1	3.00%	01/01/2026	5,087.96	82.96	5,170.92	62,051.04
Dependent - Ashley		3.00%	01/01/2026	46.54	1.39	47.93	575.16
				<u>5,134.50</u>	<u>84.35</u>	<u>5,218.85</u>	<u>62,626.20</u>
Morris, Clayton	1	3.00%	01/01/2026	4,064.67	66.27	4,130.94	49,571.28
Moyer, Erik C	1	NA	01/01/2032	3,728.29	-	3,728.29	44,739.48
Noland, William J Jr.	1	3.00%	01/01/2026	7,067.14	125.45	7,192.59	86,311.08
Ohlrich, Scott M	1	3.00%	01/01/2026	9,506.73	205.18	9,711.91	116,542.92
<u>Off-Duty Disability</u>							
Bemis, Lyle R	1	3.00%	01/01/2026	3,541.52	51.08	3,592.60	43,111.20
Collier, Dale	1	3.00%	01/01/2026	3,420.08	48.63	3,468.71	41,624.52
<u>Surviving Spouse</u>							
Jennings, Constance (William)	1	NA	NA	7,955.34	-	7,955.34	95,464.08
Hallett, Linda (Mark)	1	na	NA	7,996.13	-	7,996.13	95,953.56
Heckler, Diana (Foraker)	1	na	NA	8,227.62	-	8,227.62	98,731.44
Kennelly, Marcia (Kevin)	1	NA	NA	8,160.78	-	8,160.78	97,929.36
Koniecki, Pat (Greg)	1	NA	NA	9,939.09	-	9,939.09	119,269.08
Nolen-Moran, Jean (Michael)	1	NA	NA	6,802.10	-	6,802.10	81,625.20
Quigley, Deborah (David)	1	NA	NA	3,670.79	-	3,670.79	44,049.48
Quinlan, Linda (Terrance)	1	NA	NA	5,692.79	-	5,692.79	68,313.48